



Belgium

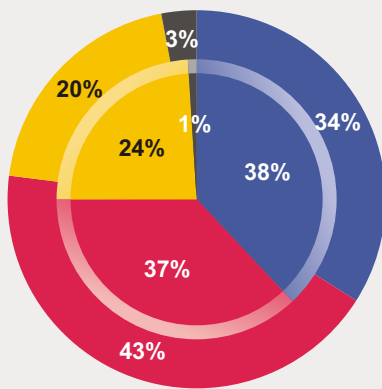
Contextual Indicators



Assessment on National & European Situation

QUESTION: At the present time, would you say that, in general, things are going in the right direction or in the wrong direction, in...?

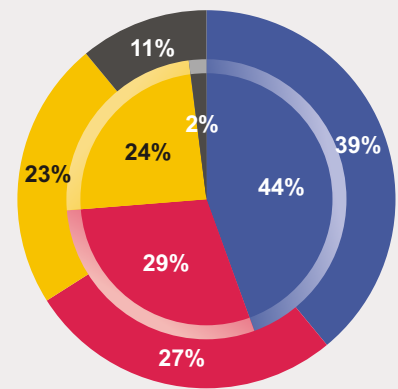
Pie chart answers: Our Country



- Things are going in the right direction
- Things are going in the wrong direction
- Neither the one nor the other (SPONTANEOUS)
- Don't know

outer pie EU25 inner pie BE

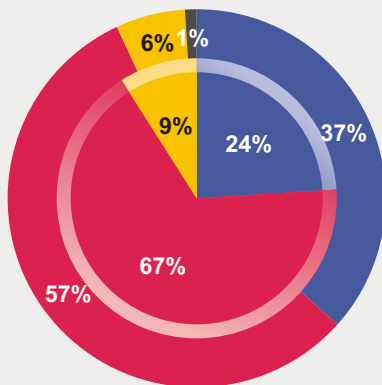
Pie chart answers: European Union



Personal Economic Situation

QUESTION: Please tell me to what extent you agree or disagree with the following statement.

OPTION: You have difficulties paying all your bills at the end of the month



- Total "Agree"
- Total "Disagree"
- Not applicable (SPONTANEOUS)
- Don't know

outer pie EU25 inner pie BE

	EU25	BE
Totally agree	12%	7%
Tend to agree	24%	17%
Tend to disagree	23%	16%
Totally disagree	34%	50%
Not applicable (SPONTANEOUS)	6%	9%
Don't know	1%	0%

Totally agree	12%	7%
Tend to agree	24%	17%
Tend to disagree	23%	16%
Totally disagree	34%	50%
Not applicable (SPONTANEOUS)	6%	9%
Don't know	1%	0%



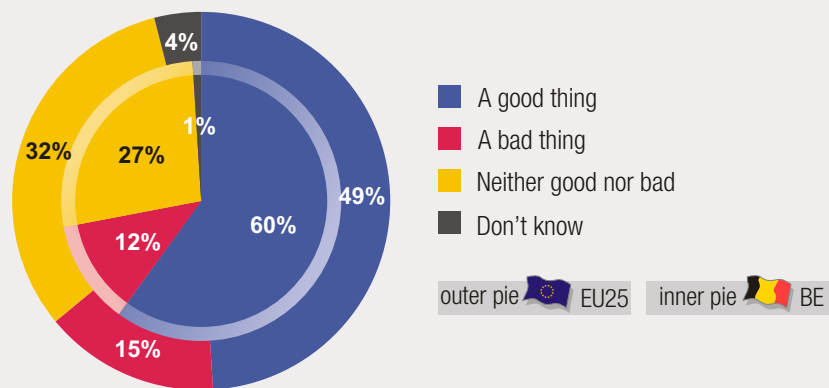
Belgium

Perception & Image



Membership of the European Union

QUESTION: Generally speaking, do you think that (OUR COUNTRY)'s membership of the European Union is...?



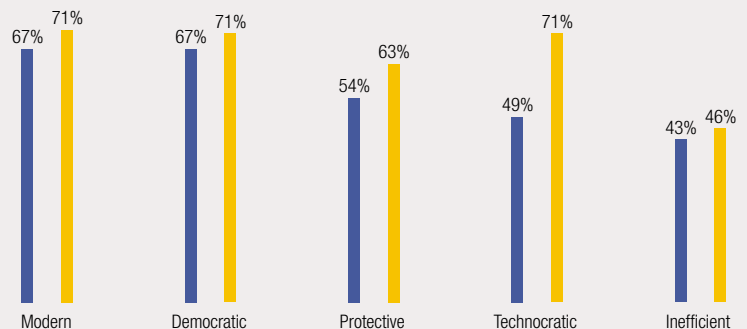
Spontaneous Mentions of the Words 'European Union'

QUESTION: When you hear the words "European Union", what comes to your mind first? (Open-ended question - Spontaneous answers)



Images of the European Union

QUESTION: Please tell for each of the following words if it describes very well, fairly well, fairly badly or very badly the idea you might have of the European Union.



Graph answers: Total "Describes well"



	Modern		Democratic		Protective		Technocratic		Inefficient	
	EU25	BE	EU25	BE	EU25	BE	EU25	BE	EU25	BE
Describes very well	14%	9%	16%	12%	10%	8%	14%	18%	12%	9%
Describes fairly well	53%	62%	52%	59%	43%	55%	35%	53%	31%	37%
Describes fairly badly	20%	23%	19%	23%	28%	31%	18%	19%	33%	44%
Describes very badly	4%	3%	5%	4%	6%	5%	4%	2%	8%	6%
Don't know	9%	2%	9%	2%	12%	2%	30%	8%	15%	4%



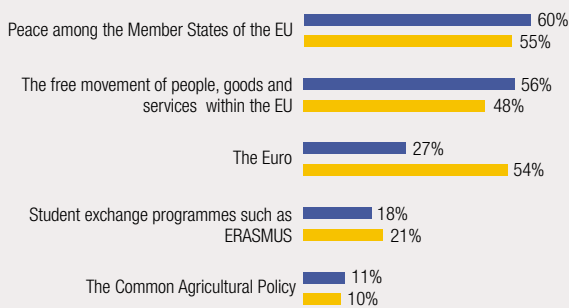
Belgium

Goals & Achievements



Main Achievements of the European Union

QUESTION: Which of the following do you think is the most positive result of European unification? And the second most positive result?





Graph answers: Total "First and second positive results"



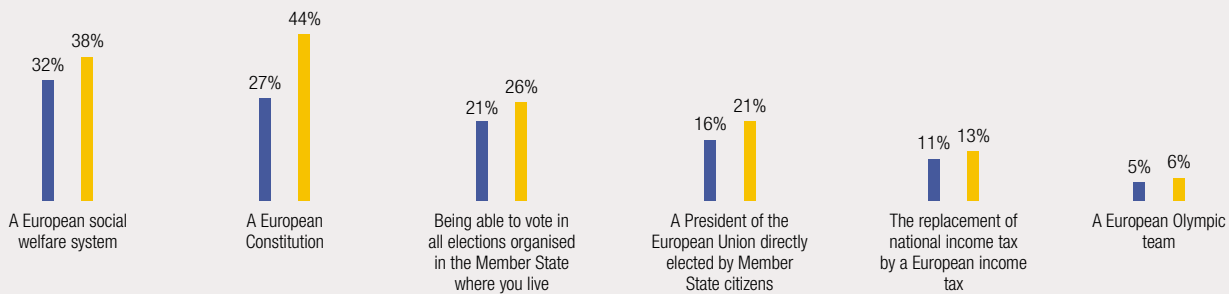
Most Helpful Thing for the Future of Europe

QUESTION: Which of the following would you consider to be most helpful if anything, for the future of Europe?



How to Strengthen European Identity?

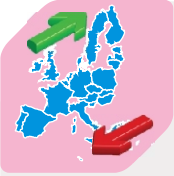
QUESTION: Which two of the following would strengthen your feeling about being a European citizen?





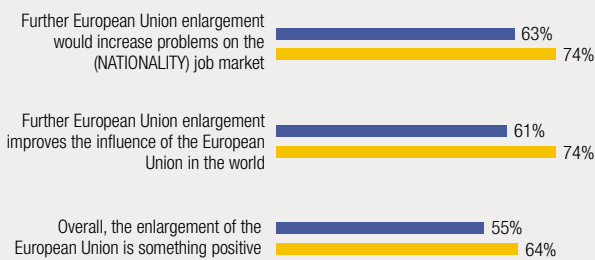
Belgium

Expectations



Attitudes Towards Enlargement

QUESTION: Could you tell me to what extent you agree or disagree with each of the following statements.

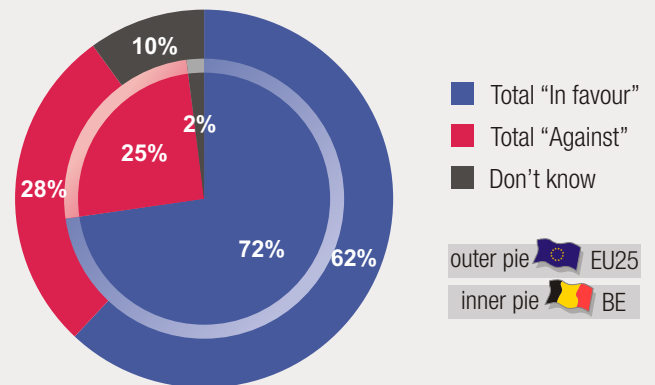


Graph answers: Total "Agree"



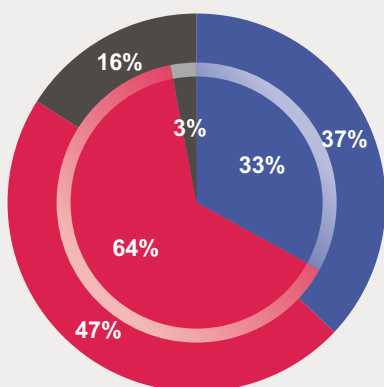
Harmonization of Social Welfare Systems in the European Union

QUESTION: Today, each European Union Member State is responsible for its own social welfare system. To what extent would you be in favour or opposed to the harmonisation of social welfare systems within the European Union?



Attitudes Towards Globalisation

QUESTION: Which of the following two propositions is the one which is closest to your opinion with regard to globalisation?

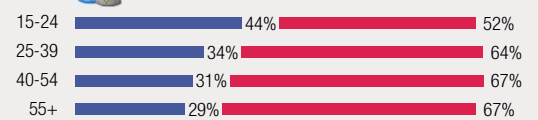


- Globalisation represents a good opportunity for (NATIONALITY) companies thanks to the opening-up of markets
- Globalisation represents a threat to employment and companies in (OUR COUNTRY)

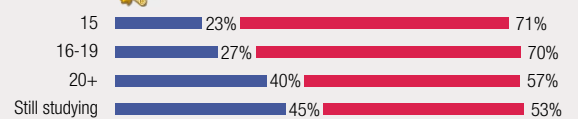


Total BE 33% 64%

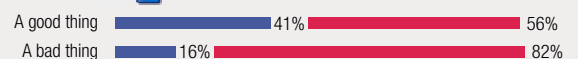
Age



End of Education



EU Membership





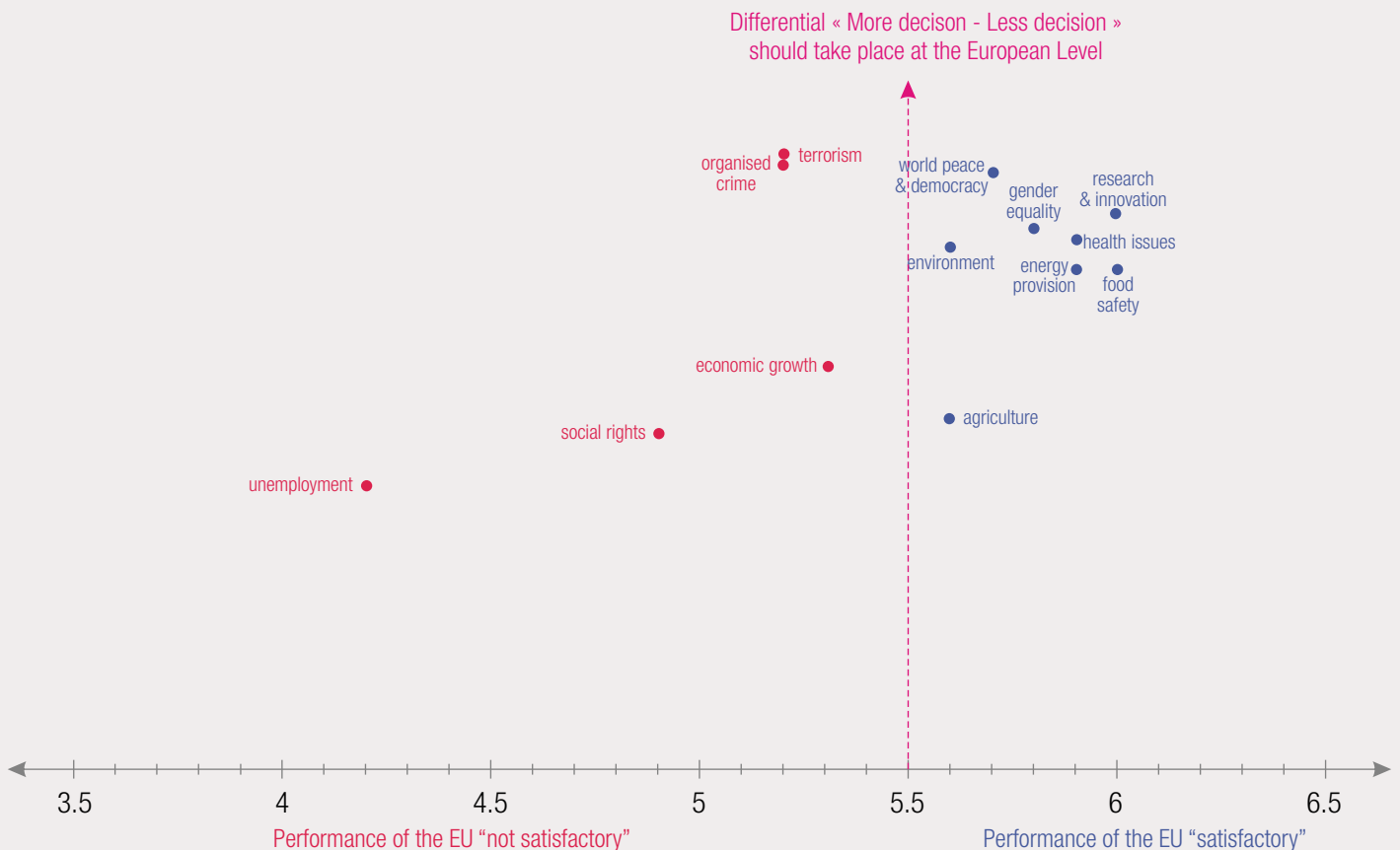
Belgium

Expectations (cont'd)



More Decision-making at European Union level

QUESTION: For each of the following areas, please tell me if you believe that more decision-making should take place at a European level or on the contrary that less decision-making should take place at a European level.



	More decision making at a European level	Less decision making at a European level	Diff. (more - less)	Satisfaction
The fight against unemployment	65%	27%	38	4.2
The protection of social rights	68%	23%	45	4.9
Ensuring economic growth	72%	18%	54	5.3
The fight against organised crime	88%	7%	81	5.2
The fight against terrorism	88%	7%	81	5.3
Ensuring food safety	79%	11%	68	6
The protection of the environment	82%	12%	70	5.6
The prevention of major health issues	82%	10%	72	5.9
Equal treatment of men and women	80%	9%	71	5.8
The protection of agriculture	67%	20%	47	5.6
The promotion of democracy and peace in the world	87%	7%	80	5.7
Cooperation in the field of research and innovation	82%	8%	74	6
Ensuring continuous energy provision	79%	11%	68	5.9